

#	USA State <span>↕</span>	Total Cases <span>↕</span>	New Cases <span>↕</span>	Total Deaths <span>↕</span>	New Deaths <span>↕</span>	Total Recovered <span>↕</span>	Active Cases <span>↕</span>	Tot Cases/ 1M pop <span>↕</span>	Deaths/ 1M pop <span>↕</span>	Total Tests
	USA Total	38,072,656		641,346		30,341,886	7,089,424	115,022	1,938	561,0
1	<b>California</b> <a href="https://coronavirus/usa/california/">(/coronavirus/usa/california/)</a>	4,176,518		64,842		2,208,574	1,903,102	105,702	1,641	77,8
2	<b>Texas</b> <a href="https://coronavirus/usa/texas/">(/coronavirus/usa/texas/)</a>	3,400,004		54,862		3,084,691	260,451	117,258	1,892	35,7
3	<b>Florida</b> <a href="https://coronavirus/usa/florida/">(/coronavirus/usa/florida/)</a>	3,026,098		41,138		2,320,230	664,730	140,895	1,915	34,3
4	<b>New York</b> <a href="https://coronavirus/usa/new-york/">(/coronavirus/usa/new-york/)</a>	2,284,769		54,508		2,099,848	130,413	117,447	2,802	63,4
5	<b>Illinois</b> <a href="https://coronavirus/usa/illinois/">(/coronavirus/usa/illinois/)</a>	1,474,285		26,182		1,373,362	74,741	116,344	2,066	27,9
6	<b>Georgia</b> <a href="https://coronavirus/usa/georgia/">(/coronavirus/usa/georgia/)</a>	1,287,667		22,103		1,099,752	165,812	121,279	2,082	13,1
7	<b>Pennsylvania</b> <a href="https://coronavirus/usa/pennsylvania/">(/coronavirus/usa/pennsylvania/)</a>	1,261,185		28,111		1,193,507	39,567	98,515	2,196	15,5



9	<b>North Carolina</b> (/coronavirus/usa/north-carolina/)	1,131,243		13,952		1,047,722	69,569	107,860	1,330	15,1
10	<b>New Jersey</b> (/coronavirus/usa/new-jersey/)	1,065,736		26,721		995,521	43,494	119,986	3,008	14,9
11	<b>Michigan</b> (/coronavirus/usa/michigan/)	1,035,827		21,353		875,719	138,755	103,719	2,138	15,6
12	<b>Arizona</b> (/coronavirus/usa/arizona/)	972,925		18,504		893,012	61,409	133,667	2,542	5,4
13	<b>Tennessee</b> (/coronavirus/usa/tennessee/)	963,647		13,045		895,713	54,889	141,107	1,910	8,7
14	<b>Indiana</b> (/coronavirus/usa/indiana/)	809,545		14,198		747,030	48,317	120,249	2,109	11,7
15	<b>Massachusetts</b> (/coronavirus/usa/massachusetts/)	740,626		18,165		N/A	N/A	107,454	2,635	25,4
16	<b>Virginia</b> (/coronavirus/usa/virginia/)	728,523		11,632		N/A	N/A	85,352	1,363	11,1
17	<b>Missouri</b> (/coronavirus/usa/missouri/)	727,564		10,786		584,891	131,887	118,545	1,757	8,7
18	<b>Wisconsin</b> (/coronavirus/usa/wisconsin/)	710,975		8,353		N/A	N/A	122,110	1,435	9,6
19	<b>South Carolina</b> (/coronavirus/usa/south-carolina/)	673,172		10,140		585,673	77,359	130,746	1,969	8,9
20	<b>Alabama</b> (/coronavirus/usa/alabama/)	645,851		11,872		N/A	N/A	131,721	2,421	5,1
21	<b>Louisiana</b> (/coronavirus/usa/louisiana/)	638,443		11,793		N/A	N/A	137,335	2,537	8,9
22	<b>Minnesota</b> (/coronavirus/usa/minnesota/)	630,512		7,835		613,687	8,990	111,800	1,389	11,0
23	<b>Colorado</b> (/coronavirus/usa/colorado/)	595,585		7,298		528,546	59,741	103,423	1,267	3,3
24	<b>Kentucky</b> (/coronavirus/usa/kentucky/)	525,746		7,468		N/A	N/A	117,678	1,672	7,6
25	<b>Washington</b> (/coronavirus/usa/washington/)	522,681		6,348		239,532	276,801	68,639	834	9,1
26	<b>Oklahoma</b> (/coronavirus/usa/oklahoma/)	519,023		7,676		491,643	19,704	131,167	1,940	4,2
27	<b>Maryland</b> (/coronavirus/usa/maryland/)	482,581		9,907		11,165	461,509	79,822	1,639	11,6

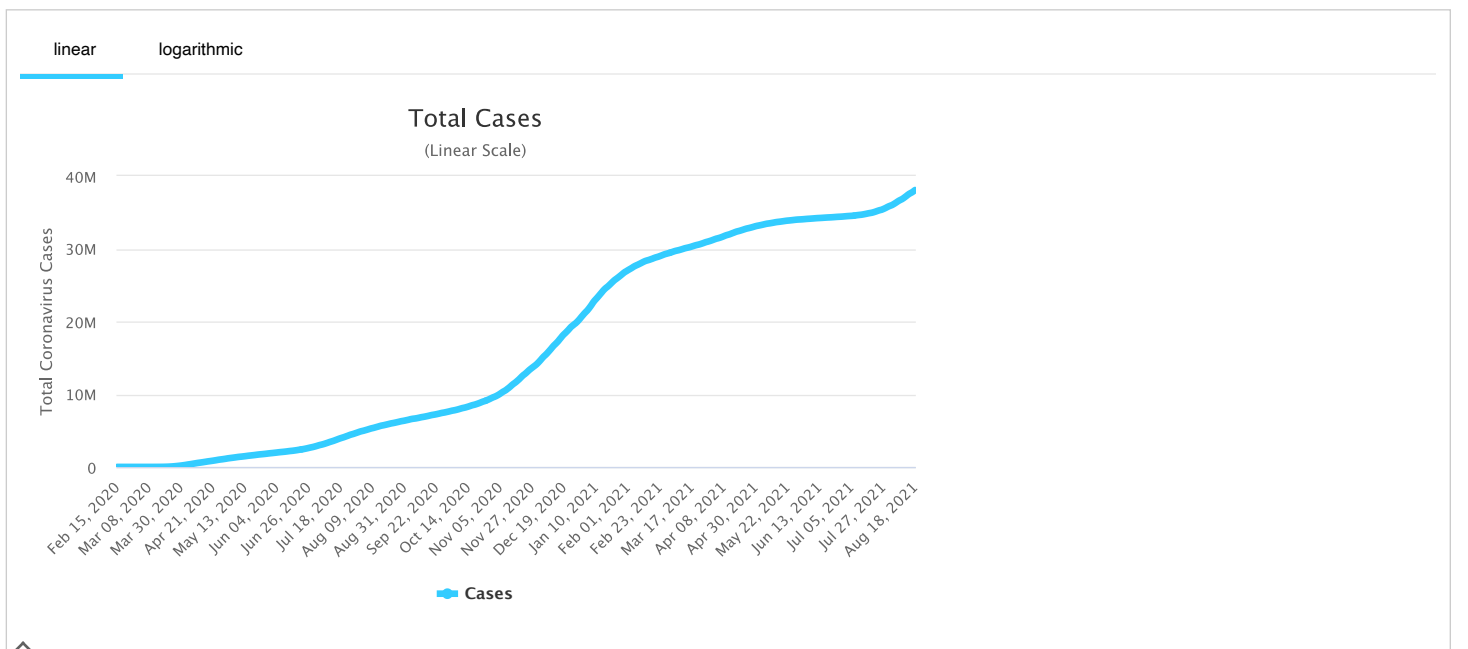


29	<a href="#">Arkansas (/coronavirus/usa/arkansas/)</a>	425,551		6,565		395,084	23,902	141,013	2,175	4,3
30	<a href="#">Iowa (/coronavirus/usa/iowa/)</a>	425,363		6,226		370,993	48,144	134,819	1,973	5,5
31	<a href="#">Mississippi (/coronavirus/usa/mississippi/)</a>	396,394		7,916		336,849	51,629	133,190	2,660	3,2
32	<a href="#">Nevada (/coronavirus/usa/nevada/)</a>	376,080		6,248		327,352	42,480	122,098	2,028	3,9
33	<a href="#">Connecticut (/coronavirus/usa/connecticut/)</a>	364,891		8,307		342,229	14,355	102,345	2,330	10,2
34	<a href="#">Kansas (/coronavirus/usa/kansas/)</a>	353,390		5,456		316,925	31,009	121,302	1,873	1,5
35	<a href="#">Oregon (/coronavirus/usa/oregon/)</a>	247,866		2,975		206,471	38,420	58,768	705	6,0
36	<a href="#">Nebraska (/coronavirus/usa/nebraska/)</a>	235,686		2,302		N/A	N/A	121,839	1,190	2,1
37	<a href="#">New Mexico (/coronavirus/usa/new-mexico/)</a>	221,960		4,459		199,037	18,464	105,855	2,127	3,9
38	<a href="#">Idaho (/coronavirus/usa/idaho/)</a>	211,532		2,280		118,532	90,720	118,368	1,276	1,5
39	<a href="#">West Virginia (/coronavirus/usa/west-virginia/)</a>	175,638		2,997		165,062	7,579	98,004	1,672	3,2
40	<a href="#">Rhode Island (/coronavirus/usa/rhode-island/)</a>	159,019		2,748		N/A	N/A	150,108	2,594	4,7
41	<a href="#">South Dakota (/coronavirus/usa/south-dakota/)</a>	127,696		2,056		123,701	1,939	144,345	2,324	5
42	<a href="#">Montana (/coronavirus/usa/montana/)</a>	121,382		1,749		116,566	3,067	113,571	1,636	1,5
43	<a href="#">Delaware (/coronavirus/usa/delaware/)</a>	115,236		1,849		108,662	4,725	118,341	1,899	7
44	<a href="#">North Dakota (/coronavirus/usa/north-dakota/)</a>	113,925		1,548		111,146	1,231	149,496	2,031	4
45	<a href="#">New Hampshire (/coronavirus/usa/new-hampshire/)</a>	103,989		1,396		100,683	1,910	76,479	1,027	2,5
46	<a href="#">Alaska (/coronavirus/usa/alaska/)</a>	78,407		404		67,703	10,300	107,180	552	2,6
47	<a href="#">Maine (/coronavirus/usa/maine/)</a>	73,087		909		N/A	N/A	54,372	676	2,9



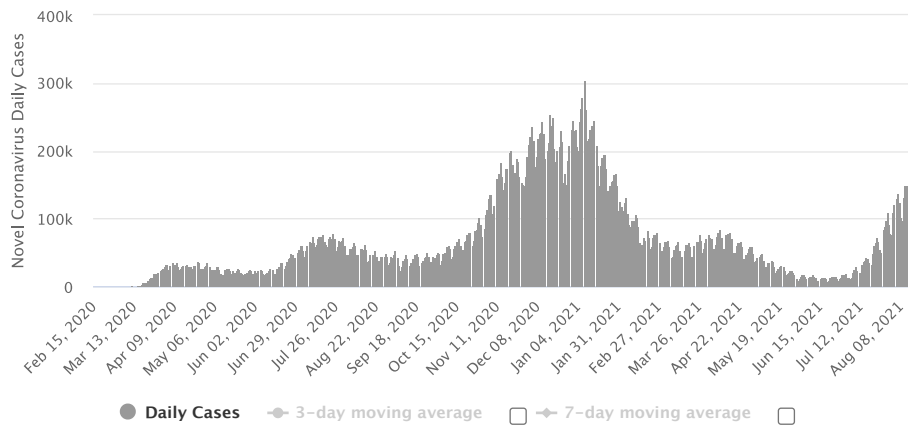
49	<a href="#">District Of Columbia (/coronavirus/usa/district-of-columbia/)</a>	53,024	1,151	34,985	16,888	75,132	1,631	1,7
50	<a href="#">Hawaii (/coronavirus/usa/hawaii/)</a>	52,846	554	N/A	N/A	37,324	391	1,9
51	<a href="#">Vermont (/coronavirus/usa/vermont/)</a>	26,494	267	24,551	1,676	42,459	428	1,8
52	<b>Puerto Rico</b>	159,466	2,689	134,488	22,289	47,083	794	2,5
53	<b>Guam</b>	9,118	144	8,562	412			2
54	<b>United States Virgin Islands</b>	5,413	41	5,053	319			1
55	<b>Northern Mariana Islands</b>	183	2	N/A	N/A			
56	<b>American Samoa</b>	4		4	0			
57	US Military	333,339	409	309,980	22,950			
58	Veteran Affairs	300,019	13,254	273,732	13,033			4,4
59	Federal Prisons	55,474	248	N/A	N/A			1
60	Navajo Nation	32,068	1,392	30,330	346			3
61	Grand Princess Ship	122	7	115	0			
62	Wuhan Repatriated	3		3	0			
63	Diamond Princess Ship	46		46	0			
	<b>Total:</b>	<b>38,072,656</b>	<b>641,346</b>	<b>30,341,886</b>	<b>7,089,424</b>	<b>115,022</b>	<b>1,938</b>	<b>561,0</b>

## Total Coronavirus Cases in the United States



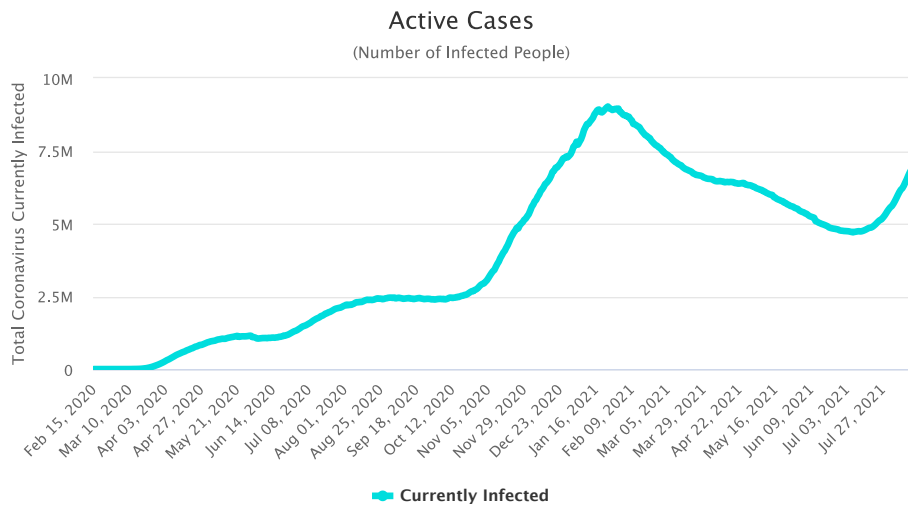


Cases per Day  
Data as of 0:00 GMT+0




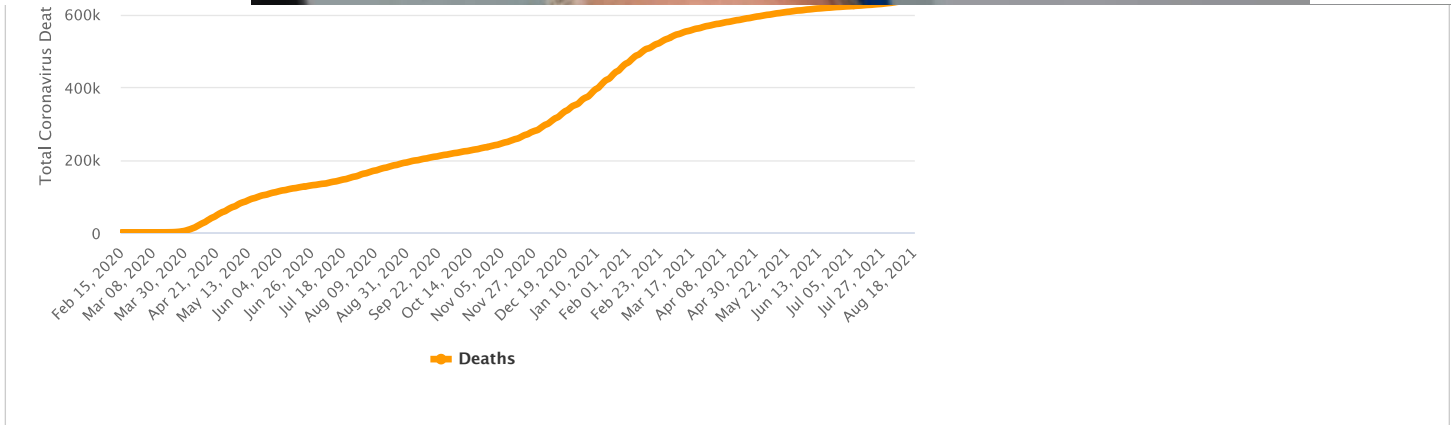
See also: [Daily Deaths Graph](#)

## Active Cases in the United States

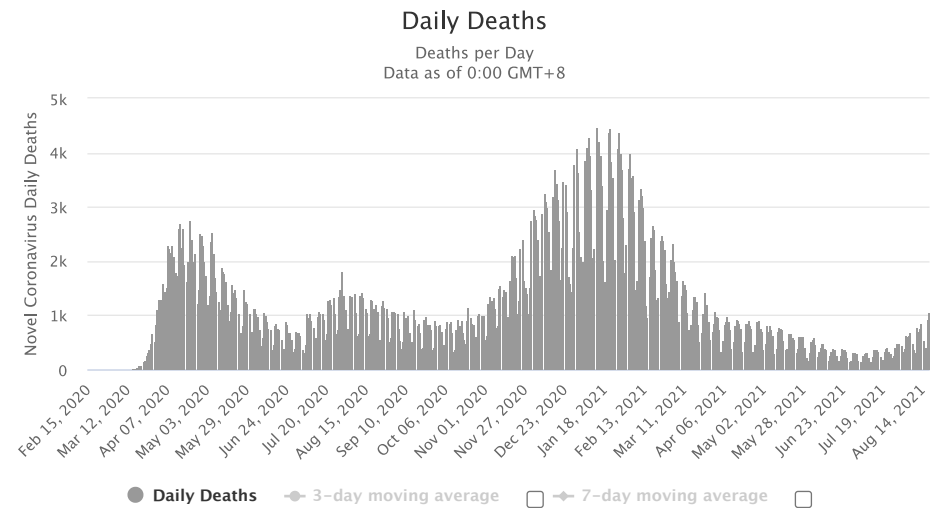


## Total Coronavirus Deaths in the United States





## Daily New Deaths in the United States



See also: [Daily Cases Graph](#)

## Latest News

August 18 (GMT)

### Updates

- 158,127 new cases and 1,055 new deaths in [the United States \(/coronavirus/country/us/\)](#)

August 17

August 16

August 15



[View More News](#) ▼

## Historical account of the initial stages of the epidemic in the United States

Content:

- First 20 cases in the United States
- Progression of first suspected cases
- Timeline of initial events
- Sources for the historical account

### First 20 cases in the United States

Information collected on the first 20 domestic cases (not including repatriated cases and Diamond Princess cruise ship evacuee cases) is presented in the table below:

State	Cases	Sex	Age	Date	Case #	Location	Source
Oregon	1			Feb. 29	17 <sup>th</sup>	Washington C.	
Washington	2			Feb. 29	18, 19 <sup>th</sup>		
	1	M	30s	Jan. 21	1 <sup>st</sup>	Snohomish	[7]
Illinois	1			Mar. 1	20 <sup>th</sup>		
	1	M	60s	Jan. 30	6 <sup>th</sup>	Chicago	[12]
	1	F	60s	Jan. 24	2 <sup>nd</sup>	Chicago	[8]
California	2	unkn.	unkn.	Jan. 26	3 <sup>rd</sup> , 4 <sup>th</sup>	Orange C., L.A.	[9]
	1	M	adult	Jan. 31	7 <sup>th</sup>	Santa Clara C.	[17][18]
	1	F	unkn.	Feb. 2	9 <sup>th</sup>	Santa Clara C.	
	1	M	57	Feb. 2	10 <sup>th</sup>	San Benito C.	
	1	F	57	Feb. 2	11 <sup>th</sup>	San Benito C.	
	1		65	Feb. 28	16 <sup>th</sup>	Santa Clara C.	
	1			Feb. 21	13 <sup>th</sup>	Humboldt C.	
	1			Feb. 21	14 <sup>th</sup>	Sacramento C.	
	1			Feb. 26	15 <sup>th</sup>	[Northern California]	
Massachusetts	1	M	20s	Feb. 1	8 <sup>th</sup>	Boston	[16]
Arizona	1	unkn.	student	Jan. 26	5 <sup>th</sup>	Maricopa County	
Wisconsin	1			Feb. 5	12 <sup>th</sup>	Madison	

## Patients Under Investigation (PUI) in the United States



<i>Number of U.S. States with PUI</i>	<i>36</i>
<b>Positive</b>	<b>12</b>
Negative	318
<b>Pending</b> (specimens awaiting testing)	<b>68</b>
<b>TOTAL</b>	<b>398</b>

As of Feb. 7:

<i>Number of U.S. States with PUI</i>	<i>36</i>
<b>Positive</b>	<b>12</b>
Negative	225
<b>Pending</b> (specimens awaiting testing)	<b>100</b>
<b>TOTAL</b>	<b>337</b>

As of Feb. 5:

<i>Number of U.S. States with PUI</i>	<i>36</i>
<b>Positive</b>	<b>11</b>
Negative	206
<b>Pending</b> (specimens awaiting testing)	<b>76</b>
<b>TOTAL</b>	<b>293</b>

As of Feb. 3:

<i>Number of U.S. States with PUI</i>	<i>36</i>
<b>Positive</b>	<b>11</b>
Negative	167
<b>Pending</b> (specimens awaiting testing)	<b>82</b>
<b>TOTAL</b>	<b>260</b>

As of January 31:

<i>Number of U.S. States with PUI</i>	<i>36</i>
<b>Positive</b>	<b>6</b>
Negative	114
<b>Pending</b> (specimens awaiting testing)	<b>121</b>
<b>TOTAL</b>	<b>241</b>

Previously, as of January 29, there were 92 suspected cases awaiting testing.

<i>Number of U.S. States with PUI</i>	<i>36</i>
<b>Positive</b>	<b>5</b>
Negative	68
<b>Pending</b> (specimens awaiting testing)	<b>92</b>
<b>TOTAL</b>	<b>165</b>





- **▲** On Jan. 31, the U.S. Centers for Disease Control and Prevention (CDC) **issued a federal quarantine for 14 days** affecting the 195 American evacuees from Wuhan, China. Starting Sunday, Feb. 2, U.S. citizens, permanent residents and immediate family who have visited China's Hubei province will undergo a **mandatory 14 days quarantine** and, if they have visited other parts of China, they would be screened at airports and asked to self-quarantine for 14 days. The last time the CDC had issued a quarantine was over 50 years ago in the 1960s, for smallpox.
- **▲** President Donald Trump signed an order on Jan. 31 for the U.S. to **deny entry to foreign nationals who traveled to China** within the preceding two weeks, aside from the immediate family of U.S. citizens.
- On Jan. 30, the CDC had confirmed the **first case of person to person transmission in the U.S.:** <sup>[12]</sup> the husband of the Chicago, Illinois case who had returned from Wuhan, China on Jan. 13 and who tested positive for the virus on Jan. 24).
- CDC stated on Jan. 30 that "It is likely there will be more cases of 2019-nCoV reported in the U.S. in the coming days and weeks, including more person-to-person spread."<sup>[12]</sup>
- The virus had been confirmed in **5 states**.
- On Jan. 31, **New York City** health officials vehemently denied the rumor regarding a coronavirus case in the city <sup>[13]</sup>. On Feb. 1, however, the city's health commissioner did report that there was a test being performed on a person under 40 who had returned from China, developed matching symptoms, and tested negative to the seasonal flu.
- **Most US patients had recently visited Wuhan.**
- All of the first five U.S. cases were described as **mild**.
- A study on the first US case of novel coronavirus detailed mild symptoms followed by pneumonia ([https://www.cnn.com/2020/01/31/health/washington-coronavirus-study-nejm/index.html?utm\\_term=link&utm\\_medium=social&utm\\_content=2020-02-01T00](https://www.cnn.com/2020/01/31/health/washington-coronavirus-study-nejm/index.html?utm_term=link&utm_medium=social&utm_content=2020-02-01T00))

## U.S. Airlines suspended ALL flights between the U.S. and China

On Friday, January 31, Delta, American and United announced they would temporarily suspend all of their mainland China flights in response to the coronavirus outbreak.<sup>[14]</sup>

Prior to this January 31 announcement:

- **UNITED AIRLINES**  
on Jan. 28 had announced it would cut 24 flights between the U.S. and China for the first week of February.
- **AMERICAN AIRLINES**  
on Jan. 29 had announced it would suspend flights from Los Angeles to Shanghai and Beijing from Feb. 9 through March 27, 2020. It will maintain its flight schedules (10 daily A/R) from Dallas-Fort Worth to Shanghai and Beijing, as well as from Los Angeles and Dallas-Fort Worth to Hong Kong.
- **DELTA**  
had not adjusted its schedule of direct flights from the U.S. to China. It is the only airline with direct flights to not take action so far.

The White House was considering issuing a ban on flights between the United States and China, as of late Jan. 28<sup>[11]</sup>. Italy has announced on January 31 that it was suspending all flights to and from China following the first 2 cases of coronavirus in Italy.

## Travel Alert: Do Not Travel to China

- The U.S. State Department on January 30 issued a **Level 4: Do Not Travel to China Alert** (<https://travel.state.gov/content/travel/en/traveladvisories/traveladvisories/china-travel-advisory.html>) <sup>[4]</sup> (the highest level of alert).
- Previously, on January 29, the advisory was set at a lower "Level 3: Reconsider Travel" advising not to travel to Hubei Province: (Level 4) and reconsider travel to the remainder of China (Level 3).
- The CDC on Jan. 28 issued a Level 3 Warning (<https://wwwnc.cdc.gov/travel/notices/warning/novel-coronavirus-china>), recommending that travelers **avoid all nonessential travel to China** <sup>[5]</sup>.

Screening incoming passengers at 20 airports in the U.S.



- Los Angeles International (LAX)
- San Francisco International (SFO)
- Chicago O'Hare
- New York JFK
- Atlanta Hartsfield-Jackson International
- Houston George Bush Intercontinental
- Dallas-Fort Worth International
- San Diego International
- Seattle-Tacoma International
- Honolulu International
- Anchorage Ted Stevens International
- Minneapolis-St. Paul International
- Detroit Metropolitan
- Miami International
- Washington Dulles International
- Philadelphia International
- Newark Liberty International
- Boston Logan International
- El Paso International
- Puerto Rico's San Juan Airport

## Sources for the historical account

1. Novel Coronavirus (2019-nCoV) situation reports (<https://www.who.int/emergencies/diseases/novel-coronavirus-2019/situation-reports/>) - World Health Organization (<https://www.who.int/>) (WHO)
2. 2019 Novel Coronavirus (2019-nCoV) in the U.S (<https://www.cdc.gov/coronavirus/2019-ncov/cases-in-us.html>) - U.S. Centers for Disease Control and Prevention (<https://www.cdc.gov/>) (CDC)
3. Symptoms of Novel Coronavirus (2019-nCoV) (<https://www.cdc.gov/coronavirus/2019-ncov/about/symptoms.html>) - CDC
4. China Travel Advisory (<https://travel.state.gov/content/travel/en/traveladvisories/traveladvisories/china-travel-advisory.html>) - U.S. State Department, accessed January 31, 2020.
5. Novel Coronavirus in China - Warning - Level 3, Avoid Nonessential Travel (<https://wwwnc.cdc.gov/travel/notices/warning/novel-coronavirus-china>) - CDC, January 28, 2020.
6. Public Health Screening to Begin at 3 U.S. Airports for 2019 Novel Coronavirus ("2019-nCoV") (<https://www.cdc.gov/media/releases/2020/p0117-coronavirus-screening.html>) - CDC January 17, 2020
7. First Travel-related Case of 2019 Novel Coronavirus Detected in United States (<https://www.cdc.gov/media/releases/2020/p0121-novel-coronavirus-travel-case.html>) - CDC, January 21, 2020
8. Second Travel-related Case of 2019 Novel Coronavirus Detected in United States (<https://www.cdc.gov/media/releases/2020/p0124-second-travel-coronavirus.html>) - CDC, January 24, 2020
9. CDC confirms additional cases of 2019 Novel Coronavirus in United States (<https://www.cdc.gov/media/releases/2020/s0126-coronavirus-new-cases.html>) - CDC, January 26, 2020
10. 2019 Novel Coronavirus (2019-nCoV) in the U.S. (<https://www.cdc.gov/coronavirus/2019-ncov/cases-in-us.html>) - CDC, Updated January 29, 2020



14. Delta, American, United to suspend all China mainland flights as coronavirus crisis grows (<https://eu.usatoday.com/story/travel/2020/01/31/coronavirus-china-flight-ban-delta-cuts-all-flights-white-house/4620989002/>) - USA Today, Jan. 31, 2020
15. Secretary Azar Declares Public Health Emergency for United States for 2019 Novel Coronavirus (<https://www.hhs.gov/about/news/2020/01/31/secretary-azar-declares-public-health-emergency-us-2019-novel-coronavirus.html>) - U.S. Department of Health and Human Services (HHS), Jan. 31, 2020
16. Man returning from Wuhan, China is first case of 2019 Novel Coronavirus confirmed in Massachusetts (<https://www.mass.gov/news/man-returning-from-wuhan-china-is-first-case-of-2019-novel-coronavirus-confirmed-in>) - Massachusetts Department of Public Health, Feb. 1, 2020
17. County of Santa Clara Public Health Department Reports First Case of Novel (new) Coronavirus (<https://www.sccgov.org/sites/phd/news/Pages/novel-coronavirus-1-31-2020.aspx>) - Santa Clara County Public Health, Jan. 31, 2020
18. Coronavirus: First case confirmed in Santa Clara County (<https://www.mercurynews.com/2020/01/31/santa-clara-coronavirus/>) - Mercury News, Jan. 31, 2020







---

worldometer (/)

[about \(/about/\)](#) | [faq \(/faq/\)](#) | [languages \(/languages/\)](#) | [contact \(/contact/\)](#) | [report coronavirus cases \(/report\\_us/\)](#)



[\(/newsletter-subscribe/\)](#)



[\(/https://twitter.com/Worldometers\)](https://twitter.com/Worldometers)



[\(/https://www.facebook.com/Worldometers.info\)](https://www.facebook.com/Worldometers.info)

---

© Copyright Worldometers.info - All rights reserved - Disclaimer & Privacy Policy (/disclaimer/)

